

SAN JOAQUIN SIERRA

Hoof Prints

August 2021

Issue 39

San Joaquin Sierra Unit, BCHC
PO Box 25693
Fresno, CA 93729-5693

Email: membership@bhcocalifornia.org (membership email only)
On the WEB: www.bhcsjsu.org (SJS Unit) or
www.bhcocalifornia.org (State)

BACKCOUNTRY HORSEMEN



Concerned Men and Women Dedicated to Gentle Use of California Trails and Backcountry

Presidents Message



The heat is here. Fortunately Carol and I have missed the hottest days by being at the coast or mountains. While on the work party at Edison Lake we experienced 6" of rain in 2 days and about 2" of hail. Sure felt better than the hot temperatures in the valley. We were also blessed with fabulous weather at the coast ride.

What a great addition to have Jazmine and Stuart Shannon with their 10 month old son. What a trooper.

Even with the fire damage in the mountains, there are still many great places to ride. We hope to see many of you at the poker ride at Shaver lake next month. Fall will be busy with the memorial ride and the Rendezvous.

Hope to see you soon at one of the events. Thanks to all who continue to participate and those of you who continue to be part of our unit. Don't forget if you would like to sponsor a ride we would be glad to have your input.

Remember to stay in the saddle, the ground is hard,
Joe Kaminski
President

CONTEST TIME

Find the Hidden Hoof Print! 

First person to find the hidden hoof print in this newsletter and email Jim Laber @ jim@visaliaidea.com

Will Get A Free

BCHCSJSU Long Sleeve Color T-Shirt

GOOD LUCK!

Congratulations to Ruth Cramer
for being the first one to find the
hoof print last issue!

BIG MEADOWS WORK PARTY

On Saturday May 22 a small group of workers met at the Big Meadows Horse Camp to get it ready for the 2021 summer. During the early morning hours that Saturday, a fresh layer of snow fell greeting the workers to a cold morning – 37 degrees. The priority for the day was to remove the old ramp to the horse manure trash bin and rebuild a new one with a concrete block foundation. Gary & Sue Van Sickle brought their



tractor, which was put to use to help demolish the old one. After breaking for a quick lunch, the group placed new concrete blocks as the foundation for the new ramp. Once the blocks were placed then decomposed granite was used to fill in the ramp. By mid-afternoon the new ramp was ready for use.

Those attending and helping included Joe and Carol



Kaminski, Nathaniel Traeger, Rick and Patty Peeren, Joyce Frazier, Doug Laber, Danny Baumgardner and Gary and Sue Van Sickle. The Unit is grateful for the help that the group provided.





San Joaquin Sierra Unit

Board Meeting May 4, 2021

Call to order: 6:30

Flag salute

Roll Taken: President: Joe Kaminski, Vice President: Ruth Cramer, Secretary: Carol Kaminski, Treasurer: Gary Van Sickle

Directors: Sue Van Sickle, Jim Laber, Doug Laber, Past President Duane Peverill

Minutes review and approved: 1st Jim, 2nd Doug

Correspondence:

Committee reports:

Education:

Membership: One new family and new single membership.

Newsletter: Articles due May 20. Looking for articles. Inquire made for add for pack equipment for sale.

Public lands: Shaver perimeter trail work party needed.

Sunshine: Jan Mikkelsen had surgery.

Shaver Lake:

Big Meadows: Loader and dump trailer needed. No connections yet.

OLD BUSINESS. 1. 2021 Events -

May 1- High Sierra Ride

May 1 - Shaver Camp to open

May 14-16 - Beginning pack and Ride

May 19 - General Meeting

May 22-23 Big Meadow work days

June 10-11 Cara's Cabin Ride

June 12-13 Maxson Causeway work party

June 26-July 3 Edison Work Party July 8-12 Montana de Oro

Aug. 1-7 Crown Valley Work Party

Aug. 21 Shaver Lake Poker Ride

Sept. 11 Memorial Ride location- Big Meadows/ Dessert auction to be held.

Oct. 7-11 Coastal Mounted Ride (non-club)

RENDEVZOUS Oct. 29-31.

Nov. 6 Election meeting

Dec. 11 Christmas dinner

NEW BUSINESS:

1. General Meeting - May 19 Search and Rescue topic

2. Nov. election meeting to be moved. (no play day).

Next meeting June 1

Adjourn 7:15 Jim 1st, Sue 2nd

2021 Calendar

Board Meetings are on the 1st Tuesday of the month. All members are welcome to attend. Board meetings start at 6:30 pm at the Clovis Elks Lodge, 535 Woodworth Ave. (Bullard & Woodworth).

Calendar & Ride schedule is on-going, and new events and rides will be published when confirmed.

Note: Dates and events are subject to change or cancellation; calling the contact person is recommended or checking www.bchcsjsu.org

2021

April 6	Board Meeting
April	Jody Collins Mule and Donkey Clinic(horses welcome)
April 10	Trail Trial-Desensitization-Fun Day
April 24	Clovis Parade
May 1	Shaver Camp Opening
May	Begining Packing and Ride
May 4	Board Meeting
May 15-16	Shaver Trail Project/Get Together Potluck
May 19	General Meeting
May 22-23	Big Meadows Work Party Contact Joe 559 909-0505
May 25-30	Bishop Mule Days (non BCHC event)
June 8	Board Meeting
June 10-11	Cara Ride. Limit 7
June 12-13	Maxson Meadows Work Party Contact Joe 559 909-0505
June 26-July 2	Edison work party Contact Joe 559 909-0505
July 6	Board Meeting
July 8-12	MDO Coast Ride/Camp Out Click for Info/Reservation Form
Aug 3	Board Meeting
Aug 21	Poker Ride Shaver Lake Fishing Camp access road.
Sept 7	Board Meeting
Sept 11	BCHC SJSU Memorial Ride Location TBA
Oct 5	Board Meeting
October 7-11	Coastal Mounted Unit MDO (non BCHC event)
Oct 29-31	Rendezous
November 2	Board Meeting
November 6	Play Day/General Meeting Elections Meeting.
November 20	Fredi's celebration of life. Clovis Veterans Memorial at 2:00 pm
December 7	Board Meeting
December 11	Christmas Dinner

Is there any activity that you would like to sponsor? We are always looking to improve the club and making it fun for all members. Please submit your ideas, kaminskiclan@gmail.com. You may call 559.909 0505 and I will get back to you.

Joe Kaminski
President

Remember to check for any Unit updates at our Web Site:

www.bchcsjsu.org for the San Joaquin/Sierra Unit,

www.bchcalifornia.org for the State Web Site

The purpose of this publication is to keep its members in- formed on important issues that affect all horsemen and to inform the membership on up-coming events within the unit. The views and opinions expressed in this newsletter are those of the editor & authors and not necessarily shared by BCHC.

SLOPPY JOE DOGS

There are so many different ways to top a hot dog, but this tasty sloppy joe version beats them all.

INGREDIENTS:

SLOPPY JOE TOPPING:

2 pounds ground beef
2 celery ribs, chopped
1 small green pepper, finely chopped
1 small onion, chopped
1 can (10-3/4 ounces) condensed tomato soup, undiluted
1/4 cup packed brown sugar
1/4 cup ketchup
1 tablespoon cider vinegar

1 tablespoon prepared mustard
1-1/2 teaspoons Worcestershire sauce
1 teaspoon pepper
1/2 teaspoon salt
1/4 teaspoon garlic powder

DOGS:

16 hot dogs
16 hot dog buns, split
Optional: Warmed cheese dip and grilled onions

INSTRUCTIONS:

1. In a Dutch oven, cook the beef, celery, green pepper and onion over medium heat until meat is no longer pink, 5-7 minutes; crumble beef; drain. Stir in the tomato soup, brown sugar, ketchup, vinegar, mustard, Worcestershire sauce, pepper, salt and garlic powder; heat through.
2. Grill hot dogs, covered, over medium heat until heated through, 6-10 minutes, turning occasionally. Serve on buns. Top each with 1/4 cup beef mixture. If desired, top with warmed cheese dip and grilled onions.





POKER RIDE

Hosted By

**BACKCOUNTRY HORSEMEN
OF
CALIFORNIA**

San Joaquin Sierra Unit

Shaver Lake, CA

Saturday, August 21, 2021

Gate opens at 8:00 am, saddle up at 9:00 am, on the trail by 10:30 am



All trails will be marked with red, white & blue ribbons
and small US Flags for turns



\$25 members • \$35 non-members • \$10 youth (no poker hands)

Includes: Coffee • Doughnuts • Lunch • Poker Hand • 1 Raffle Ticket

(Additional Poker Hands can be purchased)

BEST HAND TAKES THE PRIZE • Raffle Prizes

PLENTY OF PARKING AVAILABLE • OPEN TO EVERYONE • INVITE YOUR FRIENDS

No dogs, No stallions, No alcohol on trail. Dry camp, so bring plenty of water.

Directions to Event:

Take Highway 168 to Shaver Lake, CA. Turn East on Dinkey Creek Road, and follow the signs to Fishing Camp Access gate 4.3 miles on the left.
Turn in check in at the gate.

R.S.V.P. before August 14 to reserve your spot:

Ruth Cramer: 559-417-3878 or Marcee Hansen: 559-977-9472

SUNSHINE CORNER

Paul Sorensen

Speedy Recovery



The Lighter Side

A race horse who has never won is told by his jockey that if he doesn't win that day, he's going to have to start pulling the milk wagon early next morning. When the race begins, the horse is asleep! "Why are you sleeping?" asks the jockey, to which the horse replies, "because I'm going to have to get up early in the morning."

WELCOME TO OUR NEW MEMBERS!

Kristine Kassahn, Fresno

Renee Badertscher, Fresno

Amy Crawford and Terlinde Hannes, Brentwood

Cheryl Bernard, Lemoore

James & Nicky Henderson, Woodlake

Lupe Ibarra, Merced

Calli Shanley, Bakersfield

Susan Hamar, Prather

Lisa Curry, Prather

David Stout, Auberry

James and Nicky Henderson, Woodlake

Kevin Meikle, Clovis

We Love To Make You Look Good!

IDEA!
PRINTING & GRAPHICS INC.

(559) 733-4149

Fax: (559) 636-3690

orders@visaliaidea.com • www.visaliaidea.com

1921 E. Main Street • Visalia, CA 93292

Mon.-Fri. 9am-5pm



*Contributing to your success,
one impression at a time!*

EDISON LAKE WORK PARTY

Edison Lake work party was held June 26-July 3. We were privileged to have Muriel and Danny pilot our group in and Ruth was our pilot out. It sure makes travel easier to have the road cleared of traffic for us. Again we were privileged to enjoy the hospitality of John and Jenise Cunningham at their pack station. What a privilege it is to have the use of their facility. The animals all had corrals and water so they didn't have to be highlined. We didn't have to carry water either. Are we spoiled?



With the recent fires there was plenty of work to be done. We cleared and cut out over 100 trees covering more than 15 miles of trail. Trees ranged in size from 1 inch to approximately 60 inches. Some of the trees required many cuts to clear. In conjunction with the many downed trees there were some that were more complex to clear because of the tangling of multiple trees together. With the experience of our group, plans were made at each location on how best to safely execute the clearing. Our safety record is no coincidence as much time and thought by the sawyers and swampers goes into each work site.

Thanks to those who participated Bob Skinner, Jim Laber, Doug Laber, Jim Knabke and the two of us, Joe and Carol. How appreciative the Cunningham's are for the time and resources that we provide.

Although the trip started out extremely warm for that area it soon was brought back to more normal temperatures with something we once knew as RAIN and HAIL arrived. The area received over 6 inches of rain and 2 inches of hail in two afternoons. The thunder and lightning show was fantastic and enjoyed by all except for the dogs who hid.

What a wonderful treat it is for us to have Ron Jefferson travel up that wonderful road to entertain us with his singing and guitar. We always look forward to and enjoy his coming. And for those of you who have never been there when he comes you miss out as he always manages to bring some special dessert.

There is always room for more so if you have never experienced a work party this is a good one to get your feet wet on. We would love to have you join us.



EDISON LAKE WORK PARTY



2021 OFFICERS/DIRECTORS

President

Joe Kaminski, 559.909 0505
kaminskiclan@gmail.com

Vice President

Ruth Cramer, 559 417 3878
racramer@outlook.com

Secretary

Carol Kaminski, 559-733-9170
kaminskiclan@gmail.com

Treasurer

Gary Van Sickle, 559-288-0301
gwvansickle@outlook.com

DIRECTORS

Term Expires at end of year:

Marcee Hansen, 559-977-9472
jamn4jabez@yahoo.com
2021

Susan Van Sickle 559-779-4105
gwvansickle@gmail.com
2021

Jan Mikkelson,
jessecowboy@comcast.net
2021

Jim Laber, 559-250-7906
jimlaber218@gmail.com
2022

Doug Laber, 559-786-6634
douglaber@gmail.com
2022

Steve Naylon, 559 284-7478
scnaylom@hotmail.com
2022

Debbie McDougald, 559 905 268
ladypacker@netptc.net
2022

COORDINATORS

Membership/Mailing Coordinator

Jan Mikkelson,
jessecowboy@comcast.net

Public Lands Liaison

Joe Kaminski, 559-733-9170
kaminskiclan@gmail.com

Newsletter Editor

Jim Laber, 559-250-7906
jim@visaliaidea.com

Education Coordinator

OPEN

Sunshine

Pat Peverill, 559-824-1119
ppeverill@sebastiancorp.net

Shaver Lake Camp Host

Ruth Cramer, 559-417-3878
racramer@outlook.com

Web Wrangler

Duane Peverill, 559-908-3138
wpeverill@sebastiancorp.net

Facebook

Paige Stambach, 559-909-3930
paigestambach@gmail.com

Big Meadows Horse Camp

Jim Knabke, 559-299-3254
jjknabke@comcast.net



ADVISORS

Past President

William Duane Peverill
559-908-3138
wpeverill@sebastiancorp.net

KIDS CORNER


Can you spot 15 things that are different in these 2 pictures



FACE MARKINGS

Do you know a horse's face markings?

Draw a line from each horse to the correct marking name.



Star Blaze Stripe Bald Face Snip




MONTANA DE ORO

111 TO 66

It all started on July 8 as members of the unit started arriving at Madrone Horse Camp at Montana de Oro. We all left the valley of 111 degree temperature to enjoy temperatures in the 60's. What a treat! Pat & Duane were the first to arrive after enjoying a great lunch at Sylvester's in Los Osos. They also had a white knuckle drive after making a wrong turn into a residential district. Very small streets, very large trailer. Joe and Carol were next to arrive after having some great food at Splash Restaurant. Next to arrive was Bethany, Karen, Jim, Doug and last but not least Marci. After getting camp setup we all just hung out and enjoyed the cool evening. Friday was a great day to ride. Jim, Doug, Duane and Pat headed out on the Hazard Trail for a 10 mile 4 hour ride. Joe and Carol hit the dunes. Marci had to run to town to get a tire brake problem resolved. It all worked out. Then Marci, Karen, Bethany hit the beach. Stuart, Jasmine and Corbin the almost 1 year old showed up that evening. Joe, Duane and Stuart brought firewood so we started having camp fires. What a treat! Jasmine got to cook her dinner all wrapped in foil in the fire pit. As usual the group always has a great a time and we decided that Jazmine should open a restaurant and call it "Shovel It In" since that is all we had was a shovel to reach into the fire pit and retrieve their dinner. You had to be there just to hear how the ideas kept coming out for her restaurant. Saturday was another great day and all just headed out in different directions to ride. Jazmine's folks showed up and took Corbin for the day so Stuart and Jazmine could go for rides. Saturday evening was our potluck and as always there was way too much food. Joe & Carol did deep fried shrimp and others brought some kind of dish to share. There was so much food we continued to eat it Sunday night. Jennifer from the Los Padres Unit showed up for the evening campfire. Everyone enjoyed every ones company. Sunday was another ride day and as usual everyone headed in different directions. Corbin got to take his first ride with mom

Jazmine. Nothing but a big smile on his face. Stuart, Jazmine, Doug and Jim had to leave Sunday afternoon and head back to the heat of the valley. BUMMER! We continued our evening campfire conversations knowing we all had to head back to the valley Monday. Marci, Karen, Bethany took one last ride Monday while Joe, Carol, Pat and Duane packed up the trailers and headed home. We all had a great time and wished more members had shown up to this great event. We are looking forward to next years camp out and ride. Check web page for more pictures of our activities. Bchcsjsu.org



www.bchcsjsu.org

Make sure you check out our website for updates on the Home page, Calendar page, and Newsletters. We also have a Photos page of our latest activities.

If you have any photos send them to Duane at wpeverill@sebastiancorp.net

www.bchcsjsu.org

Advertising Rates

Classified Ads

\$.10/word with a 20 word minimum (\$2.00),
\$.50 a line after that.

Display Ad Rate per issue

Business Card Size, \$8.00,	1/2 page, \$35.00,
1/4 page, \$20.00,	Full Page, \$50.00

Prices are subject to change without notice. All prices are for one month, due the 10th of the month. Editor reserves the right to refuse inappropriate ads.

All paid Ads include an E-mail Blast to all members with current emails

Attention

Your SJS Unit Board of Directors would like to invite any of our members to attend the monthly Board meetings or General meetings. It is important all directors have the same opportunity to hear the information, concerns or suggestions you wish to share. We are volunteers doing our best to keep our Unit informed and working smoothly. Refer to the newsletter for the information regarding times and location of upcoming meetings.

Respectfully,
Joe Kaminski



Your Full Service Realtor
Jessica Gabrielson
Realtor, GRI, SRES, SFR, ASP
DRE#01338726

559.905.7724
Office 559.322.6020
Fax 559.321.6044
jgabrielson@guarantee.com

1275 N. Willow Ave.
Clovis, CA 93619



"I don't horse around when it comes to selling your property"

"Travel Advantage"

Dear BCHC Members

Check out the latest edition of "Travel Advantage", @ www.ytbtravel.com/bchc a travel newsletter full of terrific deals from YTB, our BCHC travel partner. The newsletter is chock full of great ideas for anyone's next getaway! You can download an icon to your computer desktop for instant connection to the BCHC Getaway website.

Please forward "Travel Advantage" newsletter to your friends and family and other BCHC supporters. The more we get the word out, the more people will use the BCHC Getaway travel site to take advantage of great rates on hotels, flights, rental cars and other travel-related items, the more BCHC will earn for our Treasury!!

Please do not hesitate to contact me if you have any questions about the travel site, how it works or what BCHC earns by participating in this great opportunity. Thank you for supporting and promoting BCHC Getaway!!

C.J. Hargreaves
BCHC Editor/Travel Site Coordinator
cjhargreaves@verizon.net

The Highline – A Recipe for Success As Published in We Ride Sport and Trail Magazine, March 2017

If you're an experienced horse camper, or want to be an experienced horse camper, you've most likely either used or have heard of the "high" "line." Done well a highline is an exceptionally useful low-impact method for keeping our furry four legged friends out of mischief. Done poorly there are few things that give the equestrian community a worse reputation. Just as cooking a great campfire meal requires following a few simple steps, setting up a safe and effective highline requires a few easy steps and only three main ingredients that you most likely already have.



Highline Ingredient List:

- **2 Stout objects** – At its simplest a highline is just a rope tied between two stable objects such as trees or even horse trailers. Since horse trailers and pre-built facilities are lacking in most back country scenarios, look for trees that are live, sturdy, and at least 8 – 10 inches in diameter. Look up and check for dead branches that could fall. Failure to select the right supports for your highline will be a self-correcting problem that you won't soon repeat.
- **1 Pair Tree Saver Straps** – As their name implies these 2 to 3-inch wide webbing straps protect trees by minimizing girdling and damage to the bark and cambium layer of trees. Tree savers are the law in many areas and highly encouraged everywhere else. Using tree savers helps to ensure that equestrian use will continue to be permitted in years to come. Many styles are available. Some have rings built in and some even include adjustable buckles. I prefer tree savers that are brightly colored so that they are less apt to be misplaced and forgotten. Discarded cinches or car seat belts are good alternatives for the penny pinchers among us.



- **Rope** – This is the component that your animals will be tied to so you want a material that won't break or stretch when pulled on by several 1,000+ pound animals. "Skookum" (from the Salish word for big – strong – mighty) is a good thing to look for in a highline rope. Make sure that it's Skookum strong. How long should a highline rope be? I'm a believer in "more is better." It's better to have rope not used than

wishing for “just a few more feet.” I generally carry 50 to 100 foot lengths. My favorite highline rope material is polypropylene because it has less stretch than nylon, doesn’t absorb water, and feels good in hand. A 3/8 inch, 3 strand, poly rope is plenty strong (over 2,400 pounds breaking strength) and more resistant to abrasion than other materials. Pretty much any modern good-quality rope, properly treated against UV damage, is extraordinarily resilient and will last for many years.

Ingredient Variations:

- **Carabiners** – These lightweight, metal snap-links can be used for a wide variety of tasks. While not a necessity, including a few carabiners into your highline recipe adds a lot of versatility by providing quick attachment points, improved adjustability, reduced friction and increased mechanical advantage (leverage for tightening). If you choose to use carabiners be sure to use devices certified for rock climbing NOT the cheap links sold at the hardware store.

- **Knot eliminators and rope winches** – For the knot averse campers these gadgets are expensive, heavy, and often redundant “solutions” that sometimes create more unwanted hassles. Use them at your own peril. Highline Assembly:

“Mise en Place” is a French term that translates into “putting in place” and is used in professional kitchens when organizing ingredients for a meal. As horse campers we can use this practice to make our camping experience more efficient by helping prevent mistakes or forgetting crucial ingredients when you need them most.

1 Find a Good Location – Where we set up our highline is very important.

- Don’t keep stock too close to camp. Setting up your highline away from your immediate campsite will help you get a better night’s sleep as well as keep your camp site much cleaner for you and future campers. There’s not much worse than trying to camp amongst manure piles.

- Pick a location where the damage from trampling hooves will be minimized such as on hard packed dirt or rocky soils.

- Your highline should be at least 100 feet away from

water sources such as streams or lakes (some areas require a longer distance).

- Place the Tree Savers – Wrap your tree saver straps around the two trees you’ve selected. Place the tree savers as high as possible so the highline is above the horse’s head.

2 Lay Out the Highline Rope – Loosely stretch your rope between the tree savers and tie one end to the first tree with a bowline knot.

- Use a quick release bowline

3 Tie an inline loop in the rope about 5 feet from the second tree

- The Alpine Loop is secure and very easy to untie when breaking camp.

4 Run the remaining rope through the second tree saver and back through the inline-loop you made in step #4.

- With this arrangement you’ve just created what is known as a “Truckers Hitch” a type of block and tackle arrangement that gives you a 3-to-1 mechanical advantage and the ability to get a line good and tight.

5 Pull tight and secure with a couple of half-hitches. Tuck any left-over rope behind the tree where a curious horse cannot get to it.

6 Decide where to place ties for your horses lead lines and attach a prusik loop at each point.

- Make sure to place tie points so that the horses cannot chew or rub on the trees or get into mischief with one another.

7 Tie horses lead ropes into the prusik loops with a quick release knot.

Now that we’ve demystified the secret recipe for a highline you’re ready for years of safe and enjoyable horse camping! As always for the straight scoop on places to ride and camp visit www.trailmeister.com, the largest source of accurate horse trails and camps in the world.

A woman wearing a light blue t-shirt, sunglasses, and a large black backpack with a blue hydration bladder is walking. A brown bear is perched on her shoulders, roaring with its mouth wide open. The background is a close-up, slightly out-of-focus image of a horse's head, showing its eye and part of its muzzle.

WHAT THE HORSE SEES

HORSES ARE A PREY SPECIES

ANYTHING MOVING FAST

QUIET AND OR ABOVE THEM

IS A POTENTIAL PREDATOR

When meeting horses on the trail please stop beside the trail, on the low side if possible and, *most importantly,*

TALK TO THE RIDER

TRAIL SAFETY IS EVERYBODY'S BUSINESS

BROUGHT TO YOU BY THE BACK COUNTRY HORSEMEN OF IDAHO

WWW.BCHID.ORG

Copyright 2010 Sallylove Ranch Productions

BCHCSJSU SHIRTS

On the trails we work and ride we share the trail with others, that at times have trouble seeing us because of shadows and various modes of transportation used, especially in non wilderness designated areas.

For that reason your unit board of directors has made this shirt available for safety on trail rides and work parties as well as a way to promote our unit and its activities.

Order you BCHCSJSU Trail Work/Riding Shirt

To order call Gary Van Sickle with size and quantity.

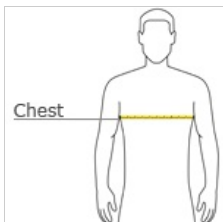
_____ X \$14.65 each _____
(Qty) (Total)

Make checks payable to BCHCSJUS and send to:

Attn: Gary Van Sickle
BCHCSJSU
P.O. Box 25693
Fresno, CA 93729-5693



HOW TO MEASURE



CHEST
Measure under the arm and around the fullest part of the chest with arms down, keeping tape horizontal.

SIZE CHART

	S	M	L	XL	2XL	3XL	4XL	5XL
Chest	34-36	38-40	42-44	46-48	50-52	54-56	58-60	62-64

**Backcountry Horsemen
of California**



**MAIL TO: BCHC
MEMBERSHIP
1280 State Rt. 208
Yerington NV 89447**

**MEMBERSHIP
APPLICATION**

PARENT UNIT AFFILIATION: (Select and CHECK a Unit as your Affiliation)

☐ New ☐ Renewal
☐ Change

(indicate change)

☐ Antelope Valley
☐ Eastern Sierra
☐ High Country
☐ High Sierra
☐ Kern River Valley

☐ Kern Sierra
☐ Lake-Mendo
☐ Los Padres
☐ Mid Valley
☐ Mother Lode

☐ North Bay
☐ Pacific Crest
☐ Redshank Riders
☐ Redwood
☐ San Diego
☐ San Joaquin Sierra

☐ Santa Ana River
☐ Sequoia
☐ Shasta Trinity
☐ Sierra Freepackers
☐ Sutter Buttes
☐ Top of the State

DCTR (your Membership

MEMBER'S NAME – No Business Names, Print Clearly SPOUSE/Co-MEMBER'S NAME – MUST SHARE SAME ADDRESS

Street Address/PO Box

City State Zip Code (full 9 digits if known) () Area Code Phone number

Email Address: (please print legibly)

Donation to BCHC Education Fund (tax deductible) \$

Total Enclosed: \$ Check No.

Parent Unit Membership Types (Check one)

☐ Individual \$50 ☐ Family \$60 ☐ 2 Year Individual \$90 ☐ 2 Year Family \$110 ☐ 3 Year Individual \$125 ☐ 3 Year Family \$150

Young Adult (18-25 years old) \$15 – Benefactor \$100 – Patron \$250 – Mt. Whitney \$500

Associate Memberships: An Additional \$15 PER UNIT is added to your Parent Unit Dues

Associate Memberships Unit Affiliations MAY NOT BE FOR THE SAME UNIT AS YOUR PARENT UNIT

Associate Membership for: \$15.00/Unit
Unit Name (from above list)

Associate Membership for: \$15.00/Unit
Unit Name (from above list)

Add additional choices here

Please clip form along dashed line and keep the below portion for your records

Parent BCHC Membership Types

Individual, Family, (Shared*), Benefactor, Patron, and Mt. Whitney

A Parent Membership is affiliated with a single Local Unit.
BCHC members may NOT hold more than ONE active Parent Membership.

*A SHARED Membership is for two adults with differing last names who share a common address.

ASSOCIATE MEMBERSHIPS

These special Memberships are only available to persons already holding Parent BCHC Membership. No one may sign up for an Associate Membership without 1) having registered one of the Parent Membership types, and 2) having selected Parent Unit affiliation.

**Complete information regarding BCHC Membership is
available on the MEMBERSHIP TAB at
bchcalifornia.org
or call (775) 463-3634**

KEEP FOR YOUR RECORDS

I submitted an Application Form for a new -

<input type="checkbox"/> Individual Membership	\$ 50.00
<input type="checkbox"/> Family (Shared) Membership	\$ 60.00
<input type="checkbox"/> Young Adult (18-25 years old)	\$ 15.00
<input type="checkbox"/> 2 Year Individual	\$ 90.00
<input type="checkbox"/> 2 Year Family	\$110.00
<input type="checkbox"/> 3 Year Individual	\$125.00
<input type="checkbox"/> 3 Year Family	\$150.00
<input type="checkbox"/> Benefactor Membership	\$100.00
<input type="checkbox"/> Patron Membership	\$250.00
<input type="checkbox"/> Mt. Whitney Membership	\$500.00

On that form, I also requested:

Associate Memberships \$

My Total Remittance: \$

My Check Number: _____

Date Mailed: _____

**Verification of
BCHC
membership**

is available via (1)
BCHC unit
president's
reports (2)
BCHC
membership
chair reports (3)
a self- addressed
stamped
envelope
submitted with
this form or (4)
a valid email
address



Big Meadows Horse Camp Sponsors



Your unit pays the cost of maintaining and hosting the Big Meadows horse camp. We are seeking sponsors (8) in total that will be exclusive to the Business/Industry type. Sponsorships are \$500 each per calendar year. Sponsors will be advertised on our web page, our facebook page, at the camp, and in our monthly newsletter. Please show your support to these sponsors. If you or someone you know would like to be a sponsor please contact Joe Kaminski at (559) 909-0505. If interested in being a camp host for this season, contact Jim Knabke at (559) 779-4715.



CARA'S BLUEPRINT EXPRESS
559.901.3936
 2109 East Main Street • Visalia, CA 93292
 email: CarasBlueprint@sbcglobal.net
www.carasblueprint.com



www.visaliaidea.com
 1921 E. Main St.
 Visalia, CA 93292
 PH 559-733-4149
 FAX 559-636-3690



IDEA!
 PRINTING & GRAPHICS INC.
 orders@visaliaidea.com



BACKCOUNTRY HORSEMEN OF CALIFORNIA
HIGH SIERRA UNIT

Dr. Karl J Pendegraft, DDS
 5415 w hillsdale vis 93291
 559-733-1097


Cathie Walker
Riddle Ranch

Clark's Leather Shop
 559-999-9861

Available

Available

Available



San Joaquin Sierra Unit

**P.O. Box 25693
Fresno, CA 93729-5693**

Objectives & Purpose of the Backcountry Horseman of California

From the BCHC Bylaws

- To improve and promote the use, care and development of California backcountry trails, campsites, streams and meadows; to advocate good trail manners.
- To promote the conservation and utilization of our backcountry resources in concert with livestock transportation.
- To keep the backcountry trails and forage areas open to horseman on all public lands.
- To keep current information before the Corporation membership and its local Units regarding new legis-lation or management plans related to government regulations of the backcountry.
- To support or oppose new proposals, plans and restrictions as related to the interest of horsemen and those persons interested in recreational stock use and enjoying the backcountry.
- To promote the interest of people who, due to health or physical factors, need transportation other than by foot on backcountry trails.
- To promote public awareness and interest in the historical aspect of horsemen and stock in the back-country and to help educate backcountry users on the ways to use the trail and foraged in a manner that conserves the backcountry resources.
- To assist in keeping the public informed of the vital need for a clean backcountry.
- To promote a working relationship with and keep the work and interests of the Corporation before our local, state and federal officials.
- To assist in the formation and continuation of local Units to carry out these purposes.